



# Limber

Introducing CEF's newest table creation that seats up to 6 students from 3<sup>rd</sup> grade through University! Limber covers all the bases by being mobile, fits through doorways, provides storage, a seamless tilting top, and has a sit-to-stand pneumatic base.



Dry Erase  
Laminate Top



Tilts at any height  
Double-sided storage  
Instant sit-to-stand transition  
Fits through standard 36" doorways



\*Magnetic mount  
not available

## STANDARD

- 1" Seamless Tough Top
- Dry Erase Laminate Top
- 16 Laminate choices
- 8 Storage Bins
- Sit-to-Stand Tilt Table Top
- Height Adjustable Center Shelf

## OPTIONS

- Cabinet Doors (Locking available)
- Lids for Storage Bins
- Undermount Electrical

Scan to see  
it in action!




## TOP OFFERINGS



### ALL NEW - TOUGH TOP

Now offering a brand new top option! This 1" substrate is powder coated with a seamless finish that provides a strong and durable surface.

Tough Top Options:




Ask about other color options!



### WHITE DRY ERASE LAMINATE

Utilize the Limber as a presentation board with a smooth writeable surface. The white dry erase top is available in 9 different edge banding colors.

Edge Banding Options for HPL Dry Erase Tops:



## DIMENSIONS

#### Overall

Table Top - 41.5"W x 73.875"L  
Base - 54" x 22"  
Base (caster to caster) - 61.5" x 33"

#### Sit to Stand Heights

Height (Table Top Flat) - 30" - 48"  
Height (Table Top Tilted) - 61" - 78.5"


#### Center Cabinet (Internal)

Cabinet width - 25.5"  
Cabinet depth - 20.5"  
Cabinet height - 20.5"

#### Side Cabinets (Internal)

Side Cabinet width - 12.5"  
Side Cabinet depth - 17.5"  
Side Cabinet height - 20.5"

Base Laminate Colors:



18" Metal Stools Colors:

